

# Around us

LINGUA INGLESA

7º Ano



**Title**

Around us - Língua Inglesa - 7º Ano

**Authors**

Ermelinda Tavares

Lindinalva Lima

Zita Vieira

**Overall Coordination**

Direção Nacional de Educação

**Graphic Design**

Gabinete de Comunicação e Imagem da Uni-CV

**Cover Illustration**

Helder Cardoso (HJC Art)

**Illustration**

Adobe Stock, Freepik

**Photograph**

Biosfera I, Lindinalva Lima, Zita Vieira, Valdir Reis, Pxhere

**Audio**

Camila Tavares

Lindinalva Lima

Michael Fernandes

Lara Carvalho

Omar Cardoso

Guilherme Ferreira

Marco Dias

Zita Vieira

Alfred Moreno

Tommy Melo (Biosfera)

**Acknowledgement**

Biosfera I

Valdir Reis

Alfred Moreno

Carlos Sousa (Princezito)

Gracelindo Barbosa

**Printing and Finishing**

Porto Editora


**Edition**

2020

# TABLE OF CONTENTS

---

## REVISION UNIT



## UNIT 1 ABOUT SCHOOL



## UNIT 2 LEISURE TIME



## UNIT 3 AROUND THE TABLE



## UNIT 4 ENVIRONMENT & ANIMALS



## UNIT 5 WEATHER, SEASONS & CLOTHES



## UNIT 6 AROUND TOWN



## UNIT 7 COUNTRIES & NATIONALITIES











# REVISION UNIT



# UNIT 1: FOOD AND DRINKS

1. Look at the images and find their names in the word search puzzle.

A	Y	I	W	L	E	O	T	O	R	G	K	X	K	R
Z	D	T	C	H	T	T	Y	O	H	B	D	J	R	E
Z	G	T	A	A	H	D	A	O	H	W	M	U	T	G
I	O	J	T	S	G	G	E	L	G	P	G	I	R	R
P	D	O	D	A	E	R	B	M	O	U	H	C	G	U
L	P	G	P	M	A	Y	I	H	W	C	R	E	L	B
G	Y	P	M	J	M	L	L	F	U	N	O	T	P	M
N	L	O	S	A	K	S	L	R	N	Y	D	H	K	A
E	N	C	P	N	O	S	E	I	S	J	C	G	C	H
R	P	I	I	G	C	P	X	E	W	T	K	N	E	S
I	E	G	N	W	C	A	Z	S	R	E	A	Y	Q	G
C	V	A	O	B	T	M	K	M	S	F	P	E	A	R
E	M	O	Z	J	E	B	D	E	H	L	G	P	W	C
N	E	H	S	I	F	C	A	R	R	O	T	Z	J	J
N	F	I	C	E	C	R	E	A	M	H	G	O	O	U

	Apple		_____		_____
	_____		_____		_____
	_____		_____		_____
	_____		_____		_____
	_____		_____		_____
	_____		_____		


2. Categorize the food in exercise 1 as healthy or unhealthly.

Healthy	Unhealthy

UNIT 2: FAMILY MEMBERS AND RELATIVES

1. Read the text and build Luís' family tree.

Alice is my mother.  
 Paloma is my sister.  
 Gabriel is my uncle Jorge's son.  
 Renato is also my cousin. He is my aunt Maguy's son.  
 Maria and Matias are my grandparents.  
 My cousin Kenny is auntie Filo's son.  
 Jorge is my uncle, Maguy and Filo are my aunts.



# UNIT 3: HUMAN BODY AND APPEARANCE



Claudira

1. Look at the picture and describe the person's height, body build, eyes, face, hair and clothes.

---



---



---



---

2. Do you think this person has a healthy lifestyle? Why?

---



---



---



---

3. Compare Danilson and Ricardo using positive words. Which one seems to follow a healthy life?

---



---



---



---



---



---



Danilson








Ricardo

















## UNIT 4: SPORTS AND LIFESTYLES

1. Look at the sports in the picture and write how often you practice these sports.

Example: I never play rugby.	
a) _____	
b) _____	
c) _____	
d) _____	

## UNIT 5: DAILY ROUTINE

1. Complete this short daily life paragraph, according to the images.

Bia \_\_\_\_\_  at 6:15 and \_\_\_\_\_  at 6:30. After her \_\_\_\_\_ , she prepares \_\_\_\_\_  in the kitchen. For her breakfast, she prefers having \_\_\_\_\_  \_\_\_\_\_ . She goes to school by \_\_\_\_\_  because it takes her 30 minutes to arrive at \_\_\_\_\_ . Her class begins at \_\_\_\_\_  and finishes at \_\_\_\_\_ . At \_\_\_\_\_  she returns home to have her lunch with the family. Bia \_\_\_\_\_  all afternoon, and then she \_\_\_\_\_  with her friends. After dinner, she goes to \_\_\_\_\_  because she wakes up early in the morning.

## UNIT 6: MONEY AND SHOPPING

1. You are at the shopping place to buy some items. Complete the following dialogue between you and the shopping assistant.

You: Good morning lady.

Shop assistant: Good morning. \_\_\_\_\_?


You: Do you have \_\_\_\_\_  ?

Shop assistant: Yes. How \_\_\_\_\_ kilos would you like?

You: How \_\_\_\_\_ is one kilo?

Shop assistant: it's 120\$00 a kilo.

You: So, how \_\_\_\_\_ bananas make a kilo?

Shop assistant: Oh! I need to put in a scale . One kilo has 4 bananas.

You: Ok. I will buy two kilos.

Shop assistant: Here you are your bananas and change.

You: \_\_\_\_\_.

Shop assistant: You're welcome. Thanks for your visit.

You: \_\_\_\_\_.



# UNIT 7: ANIMALS AND PETS

## Conversation Cards

### 1. Let's talk about PETS

Do you have a pet?  
If not, do you want to have one?

What are the most popular pets?

Which animal should not be kept as a pet?  
Explain why.

Some people let their pet(s) sleep in their bed.  
What do you think of it?

Which animal makes the best pet?  
Why?

Is it ok to kill animal for their meat or fur?



Can we judge a person's heart by the way he/she treats animals?

Animals should never be kept in captivity. Do you agree?

Is it right to keep wild animals in the zoo?

### 2. Match the animals in the picture with their name. Say if you think it makes a good pet and why.

Pet	#	YES/NO	Why or Why not?
Rabbit	1	Yes	It's cute and lives in the garden
Bat			
Parrot			
Snake			
Dog			
Pig			



1

2

3

4

5

6





# UNIT 1

## About School

---

**By the end of this unit, you will be able to:**

- Identify and describe the school facilities
- Indicate and compare school subjects
- Explain the school routine

# QUIZ

## The School time has just began

A. We are in September! In Cabo Verde, the school year begins in September, and many students are anxious and excited to start it. At school, they learn new things, meet new teachers and make new friends. What about you? What is your feeling about the new school year? Are you excited? Happy? Ready? Do the following quiz to discover your feelings.

**1. Did you study during your holidays?**

- a) Yes, all the time.
- b) No, not at all.
- c) Sometimes.

**2. How long were your holidays?**

- a) Too short.
- b) Too long.
- c) Enough to relax.

**3. Who did the school supplies shopping?**

- a) My parents.
- b) I
- c) I don't have school materials yet.

**4. What did you do during your holidays?**

- a) Worked at home.
- b) Had fun with my friends.
- c) Travelled with my parents.

**5. How did your summer holidays like?**

- a) Boring.
- b) Relaxing.
- c) Funny.

**6. What's your opinion about school?**

- a) A Place for learning and making new friends.
- b) A Place I hate.
- c) A Place I play.

**7. What is your expectation about this new school year?**

- a) Study hard and get excellent results.
- b) Have fun with my friends.
- c) Pass the exams

**B. Check your score here!**

Nº	1	2	3	4	5	6	7
a)	3	1	2	1	1	3	3
b)	1	2	3	3	3	1	1
c)	2	3	1	2	2	2	2







C. Check Your profile here!





More than 16 points	16 to 10 points	Less than 10 points
<p><b>WELL PREPARED</b></p> <p>Great! You had an amazing holiday, and you are so anxious and ready to start the new school year. Your main focus is to learn more and more.</p>	<p><b>SOMEHOW PREPARED</b></p> <p>Your holidays were good. You are quite prepared to start the new school year. You think only on passing the exam.</p>	<p><b>NOT WELL PREPARED</b></p> <p>Hello! The new school year is at your door. Get prepared because the holidays were over. You are still on time to get prepared and enjoy your school.</p>

 **Word file**

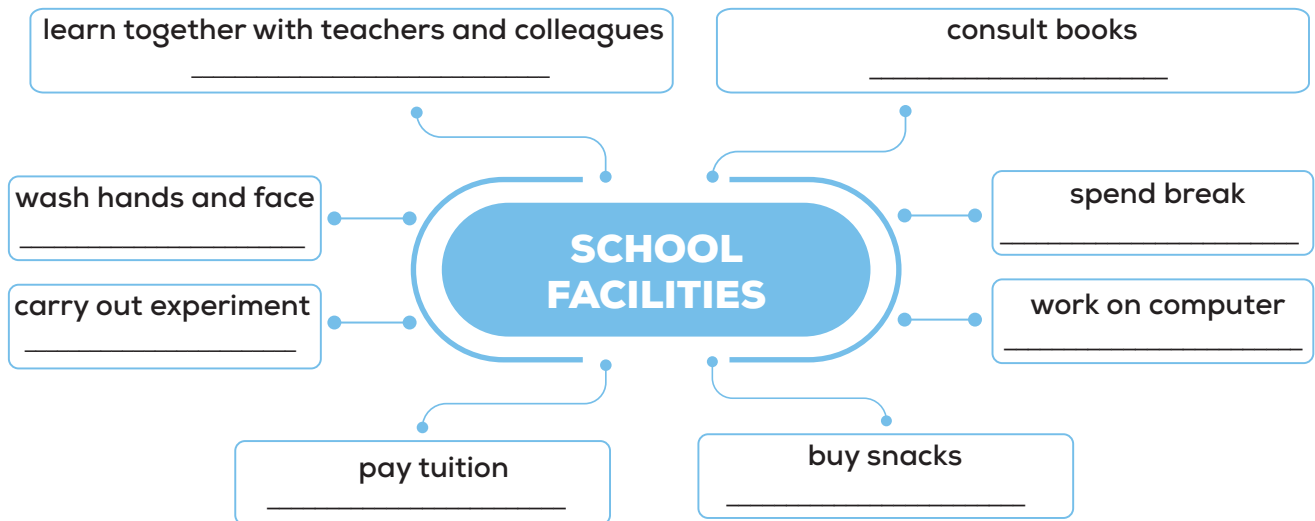
1. Look at the picture and identify the school facilities:

Playground	Library	toilet	canteen
Lab	Classroom	registration office	Computer room

2. Write the school facilities where you can



 Reading

1. Listen and read the following text:

**My 7th Grade class**

Hello! My name is Artur! I'm Bia's cousin. I am from Salineiro. My school is called Primary School of Salineiro. It is not big, but it is clean and cozy. There are about 90 students in it.

I study Math, History and Geography of Cabo Verde, Portuguese, French, English, Chemistry, Computer, Physical Education, Citizenship Education, and Earth and Life Science. English is my favorite School subject, and I am very good at it.

There are two periods- morning and afternoon. Each class is fifty minutes and we have 10 minutes break. During the break I play with my colleagues in the school playground. Sometimes, we go to library to study. In the morning, the classes begin at 7:30 am and finish at 12:30 pm. In the afternoon, the classes start at 1:00 pm and end at 6:00 pm. It takes me 20 minutes to arrive school, and I go on foot.

I love my classmates and my teachers. They teach well and they are smart. My favorite teacher is the English teacher, and she gives us a lot of homework. But I love it.

In June, we begin our summer holidays, and we all are excited to be on holidays. This year my parents and I plan to visit Boa Vista island.





**A. In which paragraph does Arthur refer to**

c) the school subjects ? _____
a) her favorite teacher? _____

b) her school schedule? _____
d) her school description ? _____

**B. Are these statements True or False? Correct the false statements.**

1. Arthur is from Salineiro, but she studies in Praia City  .....
2. He goes to school on foot  .....
3. His school is really small  .....
4. He learns computer skills in his school  .....

**C. Answer the following questions**

1. Which grade is Arthur studying? \_\_\_\_\_
2. How long does each class last? \_\_\_\_\_
3. Who is Arthur's favorite teacher? Why? \_\_\_\_\_
4. Does Arthur like doing homework? Justify. \_\_\_\_\_
5. What subjects do you and Arthur have in common? \_\_\_\_\_



*Language function*

**Prepositions of Time**

In	At	On
In 2019	At 8:00 am	On Mondays
In September	At the weekend	On September 1 <sup>st</sup> , 2019
In summer/spring	At night	
In the evening	At Christmas, Halloween	

Watch this video:

<https://www.youtube.com/watch?v=KySfleH5Zml>



A. After watching this video, put these words and expressions in the right column:

July	the evening	the weekend
Saturdays	night	
2018	4:35	
Spring	June 1st	

IN	ON	AT
July		

B. Fill out with the right prepositions of time.

1. My classes begin \_\_\_\_\_ 7:30 am, and the physical education classes are \_\_\_\_\_ afternoon.
2. This year, we celebrate our 20<sup>th</sup> school anniversary \_\_\_\_\_ December 12th.
3. \_\_\_\_\_ the evening, I do the homework and after I watch my favorite TV program.
4. We have our Christmas holiday \_\_\_\_\_ December.
5. \_\_\_\_\_ Saturday and Sunday, we don't have classes.



## Speaking

A. Work with your partner. Ask him or her some questions about school.

Example:

- Do you like school?
- What's your favorite subject?
- How do you come to school?
- What time do you come to school?


B. Write his or her answers in your notebook and then tell the class about your partner.

Ex. Patricia likes school. Or Patricia doesn't like school.



**C. Let's talk about school rules**

- Students Must:**
- arrive on time for classes!
  - bring suitable materials to class!
  - work with peers!
  - participate in class!
  - respect themselves and others !
  - do homework regularly!
  - share materials with peers!
  - come prepared for the class all time!
  - follow the school rule!



**D. Match the sentence pairs**

Example:

If I am always late for class , I won't understand the lesson.

- |   |                       |
|---|-----------------------|
| 1. I am always late for class                 | <input type="radio"/> |
| 2. don't do the homework                      | <input type="radio"/> |
| 3. refuse to work in pairs or groups          | <input type="radio"/> |
| 4. always forget the school materials at home | <input type="radio"/> |
| 5. don't listen in class                      | <input type="radio"/> |
| 6. don't study                                | <input type="radio"/> |

- |                       |   |
|-----------------------|---|
| <input type="radio"/> | a) I will get minus (-).                |
| <input type="radio"/> | b) won't participate actively in class. |
| <input type="radio"/> | c) won't understand the lesson.         |
| <input type="radio"/> | d) will miss part of the lesson.        |
| <input type="radio"/> | e) will fail the year.                  |
| <input type="radio"/> | f) won't work in class.                 |



*Writing*

**A. Draw your school**

**B. Briefly describe your school. Refer to it using its color, size, facilities and number of students.**

Start like this:

My school is \_\_\_\_\_

\_\_\_\_\_

\_\_\_\_\_

\_\_\_\_\_

\_\_\_\_\_



## Project "My Scrapbook"

Research about your school and display the information here

Draw the Logo of your school

Write the name of your School

Write your class timetable

Stick Photos of your best school friends

Name your school subjects

Stick Photos of your school facilities



## Cultural notes

Sports are a big part of American school culture. Whether it's football, basketball, tennis or wrestling, everyone has a good idea of the events happening.



Cleaning the classroom and school facilities, including the toilets, is actually part of Japanese school education system.





 Self-assessment

A. Look at this list of school subjects. Cross out (x) the subjects you don't study. Are all the subjects easy or difficult for you? Are they interesting or boring? Tick (✓) the appropriate column.

Subjects	Easy 	Difficult 	Interesting 	Boring 
Portuguese				
French				
English				
Math				
Mandarin				
Geography				
Religious Education				
Physical Education				
Physics				
Chemistry				
Music				
Biology				
Latin				
History				
Social Studies				
Computing				
Philosophy				

## B. Use the comparative forms to compare these subjects

---



---



---



---



---

## C. Complete these sentences any way you like.

1. I will be very happy if I \_\_\_\_\_.
2. My mom will be so upset with me if \_\_\_\_\_.
3. If I respect my teachers and colleagues, they \_\_\_\_\_.
4. I will be very disappointed if \_\_\_\_\_.

## D. Find out the odd-one-out

1	a) Gym	b) Lab	c) Teacher	d) Cafeteria
2	a) Teacher	b) Colleagues	c) Principal	d) Office
3	a) Math	b) Art	c) Reception	d) Latin
4	a) Kindergarten	b) Primary	c) College	d) Student







**E. Read these situations and associate each one with the school subjects.**

1. \_\_\_\_\_

I love calculating. My mom says that it increases our thinking skills.

2. \_\_\_\_\_

Today , we learnt that the plural form of mouse is mice.

3. \_\_\_\_\_


We read about Lusíadas and learnt a bit about Camões.

4. \_\_\_\_\_

The topic today was about the first city of Cabo Verde. It was really amazing to study who and when it was discovered.

5. \_\_\_\_\_

Amazing! Studying a map in this class. Now , I am getting to know more about some countries name and their locations.







# UNIT 2

## *Leisure time*







---

**By the end of this unit, you will be able to:**

- Match written description to photos, pictures, or icons
- Collect information about indoor and outdoor activities
  - Describe different leisure activities

 Word file

1. Nowadays, people are involved in different types of activities in their leisure time, and park is a place where Nando and his classmates spend their leisure time. Match the names of the fair equipment with the pictures.

<input data-bbox="335 553 391 617" type="radio"/> 	<input data-bbox="766 553 821 617" type="radio"/> 	<input data-bbox="1197 553 1252 617" type="radio"/> 
<input data-bbox="335 936 391 1000" type="radio"/> 	<input data-bbox="766 936 821 1000" type="radio"/> 	<input data-bbox="1197 936 1252 1000" type="radio"/> 
<input data-bbox="335 1361 391 1425" type="radio"/> Seesaw	<input data-bbox="766 1361 821 1425" type="radio"/> Basketball	<input data-bbox="1197 1361 1252 1425" type="radio"/> Swing
<input data-bbox="335 1510 391 1574" type="radio"/> Skipping Rope	<input data-bbox="766 1510 821 1574" type="radio"/> slides	<input data-bbox="1197 1510 1252 1574" type="radio"/> Carousel



 *Listening*

**1. Listen about these kids' leisure activities and match the pictures with the texts.**

<p style="text-align: center;">○</p> <p>I liked reading story. In my free time, I read the fairytale story to my little cousin. When I was young, my mother used to tell me these stories. I feel happy when I read.</p>	<p style="text-align: center;">○</p> <p>I do many things in my leisure time, but the one I like most is riding horses. I don't have a horse, but I go to my uncle's farm on the weekend to ride them. He has many horses at his farm.</p>	<p style="text-align: center;">○</p> <p>I have an old and big TV in my house, and I call it my magic box because in my leisure time I spend several hours sitting in front of it watching my favorite cartoon "Power Rangers".</p>
<p style="text-align: center;">○</p> <p>I love animals, and they are our best friends. Dogs are my favorite. I have a little dog named Noddy. That's why soon after arriving home, I take him for a walk. Walking with my dog in my leisure time makes me feel happy and relaxed.</p>	<p style="text-align: center;">○</p> <p>Watering plants is a kind of therapy when I feel tired. This makes me forget about things and focus on them. My friends laugh at me when I tell them that I talk with my plants. My parents have a big garden with many kinds of plants.</p>	<p style="text-align: center;">○</p> <p>Swimming is my favorite leisure activity. I live near the beach and this influences on my going to the beach frequently. My mother teaches me how to swim because she is really a good swimmer. She won a bronze medal in the Olympic Games when she was young.</p>

<p style="text-align: center;">1</p> 	<p style="text-align: center;">2</p> 	<p style="text-align: center;">3</p> 
<p style="text-align: center;">4</p> 	<p style="text-align: center;">5</p> 	<p style="text-align: center;">6</p> 

**2. What are other types of leisure activities? Research as many as you can and complete the list with indoor and outdoor activities. Then, compare your list with your partner's.**

Leisure Time Activities - My Research Findings		
INDOOR ACTIVITIES		OUTDOOR ACTIVITIES

 **Reading**

**My last weekend**

Hello! My name is Nando, and I am a volunteer. Today, I want to share with you the activities I did last weekend.

After a long period of working or studying, people prefer being out with friends, practicing sports, playing games at home, doing some arts, or reading. However, I prefer devoting my free time volunteering myself to social activities. This makes me feel useful to my world. For example, last weekend I collected and received things like clothes, toys, books, shoes, from people who did not need them anymore, and I donated to poor people in my neighborhood. I am an active member at a charity house called "We Need Your Help!". In this charity house, we help not only poor people but also the environment and animals. We receive used and old stuffs and distribute them to those in need. We take care of abandoned animals. Last Sunday, together with other members of this charity house, we organized fair books and sold used books in a cheaper price. The amount we got we donated to sick people and the poorest families in our neighborhood.

Cleaning campaign is also part of activity. Yesterday, I joined the groups to clean some public areas such as open valleys, parks, beaches etc.

I feel so happy and proud by spending my loved time helping others in need. For me, these types of activities are more interesting and satisfying.



**1. Read the text again and do the following exercises.**

Tick where appropriate:	Yes	No	Complete the sentences according to the text
1. Free time means working time.	<input type="checkbox"/>	<input type="checkbox"/>	1. Practicing sports and going out with friends are _____ _____
2. Nando did charity activities last weekend.	<input type="checkbox"/>	<input type="checkbox"/>	2. Clothes, toys and books are things _____ _____
3. Last Sunday, Nando visited sick people at the hospital.	<input type="checkbox"/>	<input type="checkbox"/>	3. "We Need Your Help" is the _____ _____
4. Nando occupies his amusing time with things that he loves doing.	<input type="checkbox"/>	<input type="checkbox"/>	_____
5. Nando is a volunteer boy.	<input type="checkbox"/>	<input type="checkbox"/>	4. Nando feels _____ when he does charity activities in his free time.

**2. Find in the text words with the same meaning as**

a. Dedicating= _____	c. Give= _____
b. Valuable= _____	d. Dynamic= _____

**3. Answer the following questions**

- What is the name of the Charity House that Nando is a member?
- What did Nando do last weekend?
- Is he pleased with what he does? Justify with expressions from the text.
- Is there any Charity Organization in your country? What's its name?




 Word file

A. Write the letter for each number to get some words from the text.

1	2	3	4	5	6	7	8	9	10	11	12	13
A	B	C	D	E	F	G	H	I	J	K	L	M

14	15	16	17	18	19	20	21	22	23	24	25	26
N	O	P	Q	R	S	T	U	V	W	X	Y	Z

<p>a) An organization responsible for helping others</p> <p>_____</p> <p>3 - 8 - 1 - 18 - 9 - 20 - 25</p>	<p>d) An act of assisting others</p> <p>_____</p> <p>8 - 5 - 12 - 16</p>
<p>b) An act of offering things to others</p> <p>_____</p> <p>4 - 15 - 14 - 1 - 20 - 9 - 15 - 14</p>	<p>c) An act of helping others without any payment</p> <p>_____</p> <p>22-15-12-21-14- 20-5-5- 18</p>







 Language function

The Simple Past of Regular Verbs

Adding "ed" to regular verbs		Time expressions												
Cook – cooked	Watch – Watched	Yesterday												
Like – Liked	Work – Worked	Last year												
Play – Played	Dance – Danced	Last week												
		A year ago												
REMEMBER! Verbs ending in		The "ed" ending has 3 pronuncia- tions:												
<p>consonant + Y change the "Y" to "i" and add ed Ex. carry – carried</p> <p>vowel + y just add ed Ex. play – played</p> <p>One syllable verb ending in a single consonant double the consonant and add "ed" Ex. stop – stopped</p>		<table border="0"> <tr> <td>/t/</td> <td>/id/</td> <td>/d/</td> </tr> <tr> <td>Cooked</td> <td>needed</td> <td>played</td> </tr> <tr> <td>Washed</td> <td>visited</td> <td>cleaned</td> </tr> <tr> <td>Watched</td> <td>added</td> <td>stayed</td> </tr> </table>	/t/	/id/	/d/	Cooked	needed	played	Washed	visited	cleaned	Watched	added	stayed
/t/	/id/	/d/												
Cooked	needed	played												
Washed	visited	cleaned												
Watched	added	stayed												
Affirmative	Negative forms	Interrogative forms												
I received the English test.	I didn't receive the English test.	Did I receive the English test?												








1. Put the past simple of following verbs in the right place

organize	hurry	wait	shout	enjoy	trace	complete
appreciate	reply	plan	type	prefer	stop	ask
serve	close	open	touch	prepare	try	finish
arrive	help	watch	wash	walk	dance	travel

verb + "d"	verbs + ed	vowel + y + ed	consonant + y + ed	double consonant

1. Write what Bia and her family did last weekend.

Ex.: <u>Bia cooked "Catxupa"</u>	
1. _____	
2. _____	
3. _____	
4. _____	

 Speaking

**1. Work with your partner. Ask and answer about the weekend.**


**A.** What did you do at the weekend?

**B.** On Saturday afternoon, I played chess in my friend's house.


**2. Tell someone else in the class what your partner did at the weekend. Follow the example.**
 Writing

**Dear Suzy,**

I hope this email finds you well. I am sending this message because I want to share with you my last weekend activities. It was really amazing. One of my cousins invited me to visit the ecological park which is 20 minutes by car far from my city. We discovered many interesting things about preserving the environment. We cleaned the places and played with the nature which made me feel relaxed. We took many pictures of many plants that we need for our class.

Hugs,

Cristina

What about you? Are you member of any volunteering group? If yes, write an e-mail to an imaginary English friend and tell him or her about it. Describe the activities you do, why you do it, who you do it with. Then share it in class

Or

If you aren't part of any charity group, write about what you did on last saturday; why you did it; where you did it; and who you did it with. Then share it in class.

 Project

Direction: research and list under each heading three activities that you can do in your leisure activities and present it in class. For each activity illustrate with pictures on a brown paper.


Self-improvement	Fitness	Socialization	Pleasure	Creativity
Activities I do for my self-improvement.	Activities I do to increase physical abilities.	Activities I do to interact and relate with others	Activities I do for enjoyment and fun.	Activities I do to create or produce something.
Ex. Reading 1. _____ 2. _____ 3. _____	Ex. Playing tennis 1. _____ 2. _____ 3. _____	Ex. Having picnic 1. _____ 2. _____ 3. _____	Ex. Going to the cinema 1. _____ 2. _____ 3. _____	Ex. Painting 1. _____ 2. _____ 3. _____



Interaction/relating with people



Self-improvement



Entertainment



Increase Physical Ability



Creativity



*Cultural notes*

How do people spend their leisure time in some countries?



In London, people visit Museums



In South Africa, elephant back safari is growing in popularity among people's leisure time



In Amsterdam people enjoy a free concert



In Prague, people spend their leisure time visiting castles



In Copenhagen, people practicing Cycling



In China, especially retired ladies dance in a square



Self-assessment

1. Find ten simple past forms of verbs in the word puzzle.

COOKED	OFFERED	ENJOYED	RECEIVED	STOPPED	WASHED
DANCED	VISITED	WATCHED	PLAYED	LOVED	CRIED

O	L	E	M	Z	T	W	A	C	K	Z	C
F	A	C	E	K	S	A	Y	I	L	R	T
F	P	M	Z	T	L	T	S	S	I	C	P
E	H	K	Q	E	S	C	T	E	K	Z	Z
R	T	B	L	M	N	H	D	Q	S	R	M
E	M	C	O	O	K	E	D	N	O	C	P
D	E	F	K	L	T	D	A	N	C	E	D
T	U	H	L	R	E	C	E	I	V	E	D
E	N	J	O	Y	E	D	F	A	K	C	O
Z	R	R	V	I	S	I	T	E	D	S	D
M	I	O	E	W	Z	P	L	A	Y	E	D
N	S	W	D	F	W	A	S	H	E	D	W
S	T	O	P	P	E	D	D	A	V	B	N

2. Write the infinitive of the verbs in exercise 1 and group them according to their pronunciation ending.

Simple past	infinitive	ending pronunciation
Ex. Cooked	Cook	/t/
1.		
2.		
3.		
4.		
5.		
6.		
7.		
8.		
9.		
10.		







# UNIT 3

## *Around the table*

---






**By the end of this unit, I will be able to:**

- Identify tableware and meals
- Compare and contrast meals and eating habits
- Discuss table manners

 **Word file**

**1. Match the meals and snacks with the pictures:**

a) Afternoon snack	b) Dinner	c) Breakfast	d) Lunch	e) Morning snack
--------------------	-----------	--------------	----------	------------------

7:15am	10:20am	1:00pm	4:00pm	7:20pm
				
1 - _____	2 - _____	3 - _____	4 - _____	5 - _____

**2. Answer the following questions:**

a. What time do you usually have breakfast?

**Example:** I usually have breakfast at 7:10 am.

b. What time do you usually have your morning snack?

\_\_\_\_\_

c. What time do you usually have lunch?

\_\_\_\_\_

d. What time do you usually have your afternoon snack?

\_\_\_\_\_

e. What time do you usually have dinner?

\_\_\_\_\_

 Reading

1. Look at the picture and check (✓) the right box.

1.1. Which part of the house are they in?

- a) Living room .....
- b) Kitchen .....
- c) Bedroom .....
- d) Balcony .....



1.2. What type of food do you see on the table?

- a) Eggs and bread .....
- b) Yogurt and fruits .....
- c) Vegetables and salad ...

1.3. What drinks do you see on the table?


- a) Water .....
- b) Milk .....
- c) Juice .....

1.4. What time do you see on the clock?

- a) 7:30 am .....
- b) 7:30 pm .....
- c) 11:00 am .....

1.5. Considering the time, which meal is the family having?

- a) Breakfast .....
- b) Lunch .....
- c) Dinner .....



2. Read the following text.

**At the table with my family**

For my family, meals are very important. I usually wake up at 6:30am and have breakfast at 7:00am in the kitchen with my brother because he must go to school too. I often take some food to school for my morning snack. Sometimes I buy the morning snack at the school cafeteria. When we finish school, we go home and have lunch in the kitchen with grandmother and grandfather. Mom and dad don't have lunch with us because they are at work. I have my afternoon snack at 4:30 pm in the kitchen with some friends. Dinner is my favorite meal because the whole family seats around the table. We usually have dinner at 7:30pm in the living room.



3. Read the text again and complete the following table:

**Bia's eating routine**

Time?	Meal?	With whom?	Where?
7 am		Brother	
	Morning snack		School
		Grandparents	
4.30pm			Kitchen
		Whole family	

4. Build your own eating routine table.

Time?	Meal?	With whom?	Where?

**Speaking**

**1. Interview 4 colleagues about their eating routines. You can ask these questions or add your own.**

- a. What time do you have your meals?
- b. What time do you have snacks?
- c. Where do you usually have your meals?
- d. With whom do you usually have your meals?



**Mark their answers here:**

My interview results				
Name	Meal	Time	Where	With Whom?
1.				
2.				
3.				
4.				

**2. Compare your eating routines with your friends'**

- a. Do you have the same eating habits? How are you different?
- b. Do you have your meals at the same time? How do you differ?

**3. Present your results to your class.**




 *Listening*



Do you remember Bia's family?

My mother is Lourdes.  
 Tony is my father.  
 Giovany is my brother.  
 My grandparents are Mr.  
 and Mrs. Silva



**1. Listen and follow the conversation:**

Lourdes: Hellooo. I'm home!

Bia: Hi Mom!

Lourdes: Am I late for dinner?

Tony: Hi Darling. No. you are **on time**. Dinner is ready.

Giovany (brother): Hello mommy!

Tony: Giovany, can you call grandma and grandpa, please?

Giovany: Sure, Dad.

Tony: Thank you!

Giovany: You are welcome!

Lourdes: Bia and Giovany, would you mind **setting the table**, please?

Bia and Giovany: yes, Mom!

Lourdes: Don't forget the **tableware**. Thank you!

Bia and Giovany: you're welcome.

Grandfather: I'll take care of the water and juice.

Grandmother: Kids, don't forget to wash your hands.

Tony: ok. Everybody to the table.

Lourdes: Huummmmm... Spaguetti with tuna: my favorite!

2. Listen for general information. Answer the questions:

- a. What is the recording about? \_\_\_\_\_
- b. What meal are they having? \_\_\_\_\_



3. In a family, everybody has duties now , listen to get the details. And answer the questions:


Duties:  
Things they have to do to help.

- a. Who was the last to arrive? \_\_\_\_\_
- b. What was Bia and Givany's duty? \_\_\_\_\_
- c. Grandmother said something very important about hygiene What was it? \_\_\_\_\_
- d. What was grandfather's duty? \_\_\_\_\_
- e. What are they having for dinner? \_\_\_\_\_

 Language function




Showing politeness.



Can you lend me a pen, please?



Sure. Here it is.



Thank you!



You are welcome!

To be polite is:  
- to be respectful  
- to have good manners





1. Look at the dialogue on page...

a. How do they show politeness?

Example: "Giovany, can you call grandma and grandpa, please?"

Can you give other examples?

---



---



---



To ask for things in a polite manner you can say:

- Can you pass me the salt, please?
- Could you close the windows, please?
- Would you mind closing the window, please?







 **Word file**

Tableware: things that we use to serve and eat on a table.


This is a glass:



1. Look how you say tableware in English.

					
Knife	Fork	Spoon	Napkin	Tablemat	plate

2. Find the tableware on the crossword .



**Across**

- 1. use it to cut
- 4. you clean with it
- 5. you put drinks in it

**Down**

- 2. it has 3 "teeth"
- 3. you put the plate on it
- 6. you eat soup with it

3. Bia and Giovany were responsible for setting the table. Listen to their conversation and draw the tableware on the right place.

Example: Gio: The tablemat is on the table.

Bia: Gio, can you put the plate on the tablemat, please?



Gio: Ok. The knife goes on the right of the plate.

Bia: Done! The fork is on the left of the plate.

The spoon is next to the knife.

Gio: Good! The napkin is in front of the plate.

Bia: Finally, the glass is close to the spoon. Good job!



 Cultural notes

In most English-speaking countries people care about good manners.

You should always

- Greet people,
- Say 'please'
- Say 'thank you'
- Be on time. It is rude to be late.



Good manners at the table.











<p><b>Chew with your mouth closed.</b></p> 	<p><b>Do not lick your fingers or tableware</b></p> 	<p><b>Do not speak with your mouth full.</b></p> 
--	---	--



**Project**

**EATING HABITS IN THE ENGLISH WORLD.**

Here is a list of some English-speaking Countries and their flags.

<p>England</p> 	<p>Nigeria</p> 	<p>India</p> 	<p>Scotland</p> 	<p>South Africa</p> 
<p>Ireland</p> 	<p>Australia</p> 	<p>Jamaica</p> 	<p>New Zealand</p> 	<p>USA</p> 

**Instructions:**

1. Choose one or research about other countries.
2. Show the country's dishes and eating habits.
3. Present the information in a poster to your class.
4. Exhibit it in your school on the English day.

Example:

**CANADA**

Continent: America

Capital: Otawwa

Dish: Poutine

Food habits:

- Special food on Canada day
- 23% of people eat out once a week
- They usually have lunch at 12pm and dinner at 6 or 7pm











**Self-assessment**

**1. Match the time to the type of meal.**

a) 8.10 pm	<input type="radio"/>
b) 1.15 pm	<input type="radio"/>
c) 10.25 am	<input type="radio"/>
d) 8.30 am	<input type="radio"/>
e) 3.45 pm	<input type="radio"/>

<input type="radio"/>	Afternoon snack
<input type="radio"/>	Breakfast
<input type="radio"/>	Dinner
<input type="radio"/>	Lunch
<input type="radio"/>	Morning snack

**2. Identify the tableware:**

a.  _____	b.  _____	c.  _____
d.  _____	e.  _____	f.  _____

**3. Circle (✓) the right answer.**

**3.1. You want a glass of water.**

- a) Give me a glass of water .....
- b) Can I have a glass of water.....
- c) Can I have a glass of water, please?...

**3.2. You want the TV to be turned off.**

- a) Turn off the TV.....
- b) Would you turn off the TV, please? .....
- c) TV off, please. ....

**3.3. You want a sandwich.**

- a) a sandwich.....
- b) could I have a sandwich, please?.....
- c) I want a sandwich .....





# UNIT 4

## *Environment - Animals*

---

**By the end of this unit, I will be able to:**

- Categorize animals
- Identify environmental issues
- List good practices on animal protection



## Word file

1. Identify the animals below on the word search.

BIRD	CAT	CHICKEN
COW	DOG	DOLPHIN
ELEPHANT	FISH	GOAT
LION	PIG	SHARK
TIGER	TURTLE	WHALE

N	O	I	L	G	Z	B	Z	A	H	D	X	X	M	C
E	D	J	I	Y	H	K	F	E	Y	D	R	H	H	I
K	J	P	A	D	D	G	V	Q	B	E	N	I	W	D
R	D	O	C	H	O	R	U	K	C	R	C	V	E	S
A	W	W	K	G	S	X	D	T	E	K	A	D	O	G
H	T	I	G	E	R	I	O	G	E	P	K	V	P	A
S	T	C	S	E	I	C	F	N	I	H	P	L	O	D
U	A	A	Z	L	D	A	E	I	W	E	F	H	P	O
R	O	T	B	E	Y	Q	E	L	S	U	T	D	F	M
P	G	Z	O	P	T	U	N	W	T	V	V	P	P	P
Q	V	B	D	H	N	N	O	E	I	R	H	L	B	I
W	B	I	Z	A	G	L	L	C	F	A	U	S	T	W
T	U	R	Z	N	F	A	Z	C	O	U	C	T	T	X
I	Y	D	B	T	H	U	M	E	K	W	M	G	P	H
A	N	K	J	W	N	Z	F	K	A	Q	Z	F	Q	F

2. Put each animal on the right group.

Pets	Farm animals	Wild animals	Sea animals



 **Listening**

Biosfera I is an organization that helps to protect animals in Cabo Verde.

**1. Answer the following questions.**

a. What is the general topic of the interview? \_\_\_\_\_  
\_\_\_\_\_.

b. Have you heard about biosfera before? When? \_\_\_\_\_  
\_\_\_\_\_.

**2. Listen and circle the right answer. You may have more than one right answer.**

**a. What is Biosfera I?**

- a) An institute .....
- b) an association .....
- c) NGO .....
- c) A group .....

**b. What animals do they protect?**

- a) Birds .....
- b) Turtles and sharks .....
- c) All animal in Cabo Verde .....
- d) Pets .....

**c. Why do they protect these animals? Because:**

- a) Animals are important .....
- b) They like animals .....
- c) They don't know .....
- d) Human kind is destroying them .....

**d. What are these animals' habitats?**

- a) Santa Luzia .....
- b) All the islands in Cabo Verde .....
- c) The Sea .....
- d) All islands and is lets in Cabo Verde .....

**e. What are the main causes of these problems?**

- a) Extreme fishing .....
- b) Destruction of their habitats .....
- c) Humans .....
- d) They don't know. ....

**e. How can we help? By:**

- a) Respecting the environment.....
- b) Calling authorities .....
- c) Learning about them .....
- d) Spreading the idea. ....



Speaking

1. Look at the images.



a. What cause does each picture represent? Ex: picture 6 represents water waste.

b. How do you feel about them?

c. Are these situations right or wrong? Why?

d. Do you think you can help avoid these situations? How?



Reading

1. The animals in the picture live in Cabo Verde. Can you identify these species? Match the pictures to the names.



- Razo Lark
- Shearwater
- Tropic Bird
- Shark
- Sula
- Turtle



**1. Listen and read the following text.**

**Animals are important**

Animals are very important to our planet. There are different types of animals: pets, farm animals, wild animals and sea animals. Usually, our pets and farm animals live safely in our homes and farms; however, some animals are losing their habitats (homes), their food and they may disappear.

When animals lose their habitats, they can disappear or become extinct, like the dinosaurs. Others are in danger of disappearing – endangered species – like the Pandas and the Koalas.

Many factors can put animals in danger. For example, many animals are losing their habitats **because** humans are cutting trees (deforestation). The sharks are at risk **due to** overfishing. The **reason why** turtles are in danger is the pollution of the waters with plastic and other types of trash. In Cabo Verde, we have animals like the shearwater that are in danger **because** we are eating them too much.

Animals are very important for them ecosystem. We should protect them by collecting our trash when we go to the beach, respecting the laws, using less electricity, and by taking care of the trees and plants.

**2. Read the text again and answer the questions:**

- a. What is the difference between ‘extinct’ and ‘endangered’?
- b. What is the name of an endangered species from Cabo Verde?
- c. What are the reasons why animals are in danger?
- d. What can we do to protect them?

**3. The text shows causes, effects and solutions. Complete the table below to identify the reason (cause), its effect (consequences) and solution (what we can do to protect)**

Cause	Effect	Solution
Deforestation	Animals lose habitats	Plant more trees

**Language function**

Look at the text again. How does the text show causes and consequences?

**Example:** animals are losing their habitats **because** humans are cutting trees.

Can you find other examples?

The sharks are at risk \_\_\_\_\_ overfishing.

The \_\_\_\_\_ turtles are in danger is the pollution of the waters with plastic and other types of trash.

**CAUSE AND EFFECT**

**CAUSE-** The **REASON-** Why something happened

**EFFECT-** The **RESULT-** What happened

(Signal words- because, so, since, as a result, if...then, therefore, due to)

**CAUSE**

**EFFECT**

©P Olivieri (Rockin Resources)

**Writing**

The text on page 60 shows deforestation, overfishing, and pollution as the reasons why animals are in danger.

**1. Write a text about other causes, consequences and solutions to protect animals. Don't forget to use 'because', 'due to', the reason why'. Use the text as an example.**

---



---



---



---



---



---



---



---

 Cultural notes

According to National Geographic:



The Dinosaur went extinct about 65000 years ago



At least two of the main character of Ice Age (the movie) are extinct:

Manny The mammoth, disappeared 10,000 years ago due to hunting by humans and loss of habitat.

Diego, The sabre-toothed cat, went extinct about 10,000 years ago because its food (the mastodonte) disappeared (became extinct).



The West African rhino was declared extinct in 2011.

**DID YOU KNOW?**

Here in Cabo Verde...



Ilheu Raso is the home of many endemic animals. 'Calhandra' or razo lark is one of them. This bird only exists in Cabo Verde.

Santa Luzia is a natural reserve. It was declared a natural reserve in 2003. It is the home of many turtles, birds, sharks and lizards.





## Project

### Save our animals !

Research or conduct interviews about endangered species in Cabo Verde. Prepare a presentation to show your classmates. Discuss:

1. The causes
2. The consequences
3. What we can do to protect the animals and the environment.
4. You can use pictures, drawings, and videos.





Self-assessment

1. Match the pictures to the sentences

a. Match the picture to the sentence.



Sharks are disappearing due to overfishing.

Trash and plastic bags are killing turtles and other sea animals.

Animals are losing their homes because of deforestation.

2. Circle the best options to protect the animals and save the environment.

- a. Use a lot of electricity
- b. Eat less meat
- c. Respect the laws
- d. Waste water
- e. Use less plastics
- f. Be more responsible
- g. Protect animals' habitats
- h. Hunt animals for sports





## Environment friendly attitudes







# UNIT 5

## *Weather, Seasons & Clothes*

---







**By the end of this unit, I will be able to:**

- Identify the four seasons
- Describe the weather
- Distinguish the appropriate clothing for each season







 **Word file**

**1. Weather, Season and Temperature.**

Monday
Tuesday
Wednesday
Thursday
Friday
Saturday
Sunday

	sunny
	cloudy
	rainy
	partly sunny
	windy
	snowy
	stormy

**2. Complete the season and today's weather.**

	
Sunny	Cloudy
	
Windy	Sleet
	
Stormy	Foggy

	The season is...
Spring	
	
Summer	
	and the weather is...
Autumn	
	
Winter	

 **Listening**




1. Listen to the conversation between Bia and Nando.



**What's the weather like today?**

Bia: Hi! How do you feel today?  
 Nando: Hello Bia! It is a beautiful day.  
 It's sunny and it's hot.  
 Bia: Yes. Can we go out to play?  
 Nando: Of course. Let me change my clothes.  
 Bia: Me too. I will put on shorts and t-shirt.  
 Nando: Bia, don't forget to wear the sunblock  
 cream.  
 Bia: Thanks Nando for reminding me. Put a  
 hat on as well.  
 Nando: See you soon Bia!  
 Bia: See you, Nando!



2. Tick ✓ the right answer.


- a. \_\_\_\_\_ it's a sunny day. \_\_\_\_\_ it's a rainy day.
- b. \_\_\_\_\_ Bia and Nando are going to play outside.
- c. \_\_\_\_\_ Bia and Nando are going to play inside.
- d. \_\_\_\_\_ Nando will change his clothes.
- e. \_\_\_\_\_ Both Nando and Bia will change their clothes.
- f. \_\_\_\_\_ Nando reminds Bia to use sunblock
- g. \_\_\_\_\_ Bia reminds Nando to use sunblock.



 **Word file**

**Clothing**

Match the words below with the right images. Write the names under the images.



1. bathrobe	2. coat	3. dress	4. pajamas	5. boots	6. pants
7. sandals	8. shirt	9. socks	10. skirt	11. overalls	12. sweater
13. swimsuit	14. hat	15. shorts	16. slippers	17. high heel shoes	18. scarf

 **Speaking**

1. What to wear in each season? Use the clothing from exercises 1, and add more.

Summer	Spring	Fall/Autumn	Winter

2. Choose the correct answer.




- a) Sunny
- b) Cloudy
- c) Partly cloudy



- a) Thunder
- b) Clear sky
- c) Cloudy




- a) Warm
- b) Hot
- c) Cold



- a) Wet
- b) Below zero
- c) Cold




- a) Sweating
- b) Freezing
- c) Snowing




- a) Dry
- b) Wet
- c) Frost




- a) Stormy
- b) Thawing
- c) Calm




- a) Nice
- b) Warm
- c) Sunny



- a) Drought
- b) Dry
- c) Hail



- a) Smoggy
- b) Mist
- c) Clear



- a) Foggy
- b) Overcast
- c) Gloomy



- a) Lightning
- b) Thunder
- c) Thunders



- a) Snowstorm
- b) Winter
- c) Autumn



- a) Beautiful
- b) Clearing up
- c) Pleasant



- a) Hot
- b) Boiling
- c) Warm



- a) Arch
- b) Rainbow
- c) Sunrays




- a) Breeze
- b) Windy
- c) Hurricane



- a) Snowy
- b) Rainy
- c) Frosty



- a) Summer
- b) Autumn
- c) Spring




- a) Freezing
- b) Thawing
- c) Snowing




- a) Dry
- b) Lovely
- c) Raining



- a) Fall
- b) Autumn
- c) Winter



- a) Drought
- b) Flood
- c) Dry



- a) Sleet
- b) Hail
- c) Storm



- a) Sunshine
- b) Summer
- c) Sunlight

 Language function



If it is sunny, I will wear a light t-shirt.

**IF + REASON ..... WILL + CONSEQUENCE**

**Nouns and Adverbs**

Rain - rainy	Storm - Stormy	Snow - Snowy
Sun - Sunny	Cloud - Cloudy	Wind - Windy

 Writing

Hello!

I'm \_\_\_\_\_. Let's look at the weather forecast of this week!

On Monday, it's \_\_\_\_\_.

\_\_\_\_\_ Tuesday, it's \_\_\_\_\_.

It's \_\_\_\_\_, on Wednesday. The weather is \_\_\_\_\_, on Thursday.

Friday, and it's \_\_\_\_\_. On the weekend the weather is \_\_\_\_\_ on Saturday, and \_\_\_\_\_ on Sunday.

See you again, soon!



 Cultural notes

**Common Natural Disasters: Discuss the reasons and the consequences of these natural disasters**



1. Wildfire



2. Avalanches



3. Floods



4. Tsunami



5. Lightning



6. Hurricane



## Project

### WEATHER CLOCK: Change it according to today's weather!

#### Materials:

- 1 plastic plate
- 1 pin
- 1 piece of thick paper

#### Instructions:

- Divide the plate in 4 equal parts
- Draw the 4 most common weather in your island
- Write a description under each drawing














 Self-assessment



1. Match the weather symbols with words

hot	windy	cold	cloudy	snowy
sunny	stormy	rainy	warm	

		
1 _____	2 _____	3 _____
		
4 _____	5 _____	6 _____
		
7 _____	8 _____	9 _____

2. Answer the following questions about the weather in Cabo Verde.

a. What's the weather like today?

Today is \_\_\_\_\_

b. What are you wearing today?

\_\_\_\_\_

c. How was the weather yesterday?

\_\_\_\_\_





# UNIT 6

## *Around town*

---

**By the end of this unit, I will be able to:**

- Ask and give directions
- Describe public places
- Identify means of transportation

 Word file

1. What can you identify in the city Pictionary?

# The city Pictionary



school



telephone box



crossroads



car park




roundabout




museum



bus stop



street lights



factory



garage



hotel



traffic light



pedestrian crossing



park



bank



hospital



railway station



airport



stadium



house



**Speaking**

**1. Practice the short dialogue with your partner.**

**Dialogue**

Marcos: Hi! I am Marcos.

Rui: Hi! I am Rui.

Marcos: Where do you live Rui?

Rui: I live in Fazenda near the post office.  
Where do you live?

Marcos: I live in Calabaceira in front of  
the school.

Rui: Really nice to meet you

Marcos: Nice to meet you too!



**Language function**

**A. In my town, there is a police station and a school.**

**B. In my town, there is a stadium but there isn't a hospital.**

**There is/ there is not**

**There are/ There are not**

**I live in...**

**1. Describe your town.**

In my town there is \_\_\_\_\_.
















In my town there are \_\_\_\_\_ and \_\_\_\_\_.

There is not \_\_\_\_\_ nor \_\_\_\_\_.

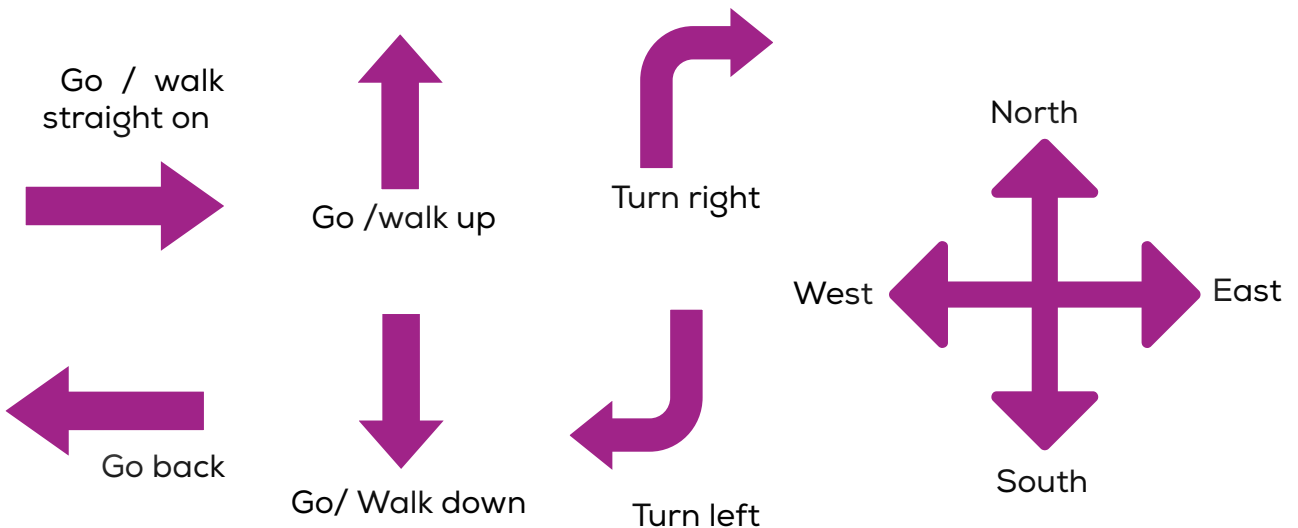
 *Listening*

1. Listen to the means of transportation. Practice your pronunciation.

**MEANS OF TRANSPORT**

 CAR	 MOTORTCYCLE	 BICYCLE	 SCOOTER	 VEHICLE
 MINIBUS	 BUS	 LORRY	 TRAIN	 AIRPLANE
 HELICOPTER	 ROCKET	 FERRY	 BOAT	 SHIP

 *Word file*







1. Asking about and giving directions

 Reading

GOING OUT!

**Marta:** Hi Pedro! Where are you going?  
**Pedro:** Hi Marta. I am going to the cinema.  
**Marta:** Where is the cinema?  
**Pedro:** The cinema is at shopping Mall at Kebra Kanela. It is next to the Hotel Vip.  
**Marta:** Oh. I didn't know. Thank you.  
**Pedro:** You are welcome, Marta. Do you want to come with us?  
**Marta:** uhhh, maybe next time. Bye  
**Pedro:** Bye



1. True or False, or not mentioned?

- a. Pedro is going out with his friends. \_\_\_\_\_
- b. Pedro is going to the cinema. \_\_\_\_\_
- c. Marta doesn't know where the cinema is. \_\_\_\_\_
- d. Marta is going to the cinema with Pedro. \_\_\_\_\_

2. Answer the following questions about yourself

1. Is there a cinema in your town?

---

2. Where do you usually go on the weekends?

---

3. What is your favorite public place? Why?

---

**Writing**

**Asking and Giving directions**

1. Look at the picture and answer the following questions.



Example: The fire house is opposite the police Station.

a. Where is the post office?

---



---

b. Where is the pharmacy?

---



---

c. How can I get from fire house to the bank?

---



---

d. Where is the theatre?

---



---



2. Where are these places located in your community?

- Market	- Groceries Store	- Bank
- Post office	- School	- Gas station

---



---



---



---

 **Project**



**Community Map**

A community is a place where people live, work and have fun together. Draw your community map, include the services and street names.





*Cultural notes*

*Find 2 fun facts about these capitals of English speaking countries*

**Some capitals of ENGLISH speaking countries**




**Washington, USA**



**London, England**




**Edinburgh, Scotland**



**Cardiff, Wales**



**Belfast, Northern Ireland**







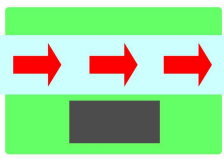

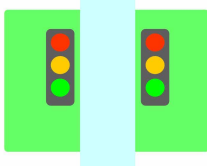



**Canberra, Australia**



 Self-assessment

Write the correct words in the box below the picture.

turn left	roundabout	next to	go past	take the second left
turn right	opposite	take the second right	traffic lights	go straight on





# UNIT 7


## *Countries & Nationalities*



**By the end of this unit, I will be able to:**

- Identify currencies
- Name countries, nationalities and languages
- Identify the landmark of some countries

Hello!!!! Welcome to my country!



 *Listening*

1. Where are you from?

I am Gracelino Barbosa. I am from Cabo Verde. I am Capeverdean







**Carlos Alberto Sousa (Princezito)**  
 Country \_\_\_\_\_  
 Nationality \_\_\_\_\_



**Bob Marley**  
 Country \_\_\_\_\_  
 Nationality \_\_\_\_\_

**2. Listen carefully and say if the information is T (True) or F (False).**



**Valdir Delgado dos Reis**

- a. Valdir dos Reis was born on February 5th, 1992 in Sao Nicolau \_\_\_\_.
- b. Valdir is a former Benfica Volleyball player. \_\_\_\_.
- c. At the age of 19, Valdir signed his first international contract \_\_\_\_.
- d. In 2015, Valdir was awarded best spiker in Portugal \_\_\_\_.

**Gracelino Barbosa**

- a. Gracelino Barbosa was born on February 1, 1985 in Tarrafal, Santiago island \_\_\_\_\_.
- b. He grew up in Portugal \_\_\_\_\_.
- c. In 2006, he won Cabo Verde's first medal in Paralympic games. \_\_\_\_\_



 Word file

1. How many flags can you identify?



Example

Country	Language	Nationality
Italy	Italian	Italian
2 _____	_____	_____
3 _____	_____	_____
4 _____	_____	_____
5 _____	_____	_____
6 _____	_____	_____
7 _____	_____	_____
8 _____	_____	_____
9 _____	_____	_____
10 _____	_____	_____
11 _____	_____	_____



2. Match the country with its nationality.

Portugal	○
France	○
Spain	○
Senegal	○
Guinea	○
Angola	○
America	○

Guinean	○
Spanish	○
Portuguese	○
Angolan	○
French	○
Senegalese	○
American	○



 Reading

1. Read the following text.

**Ana:** Hi! My name is Ana. Where are you from?

**Mamadou:** Hi I'm Mamadou. I was born in Segenal. I'm Senegalese. What about you?

**Ana:** I'm from Brazil. I'm Brazilian. Do you live in Cabo Verde?

**Mamadou:** Yes. I live here with my parents. Are you visiting?

**Ana:** No, I also live here. My parents work at Brazilian Embassy.

**Mamadou:** Nice to meet you Ana.

**Ana:** Very nice meeting you. Bye!

2. Answer the questions.

a. Where is Mamadou from?

\_\_\_\_\_

b. Where does he live?

\_\_\_\_\_

c. Is Ana Cape Verdean?

\_\_\_\_\_

d. Where do Ana's parents work?

\_\_\_\_\_

 *Language function*

When?      What?      Where?      How?

 *Speaking*

1. Practice a dialogue with your classmate. Ask questions such as:

Where are from?	Where do you live?
How many languages do you speak?	Are you Cape Verdean?

Example

- A. How many languages can you speak?
- B. I can speak Portuguese and English.

 *Writing*

1. Write a paragraph with answers from the questions above.

I am \_\_\_\_\_

\_\_\_\_\_

\_\_\_\_\_

\_\_\_\_\_

\_\_\_\_\_

\_\_\_\_\_

\_\_\_\_\_

\_\_\_\_\_

**Speaking**

**Let's talk about our COUNTRY!**

1. List the islands under each category

Barlavento	Sotavento



2. Complete the following information with true facts.

- a. \_\_\_\_\_ is the biggest island.
- b. \_\_\_\_\_ is the smallest Island.
- c. \_\_\_\_\_ is also called the Island of flowers.
- d. \_\_\_\_\_ and \_\_\_\_\_ have beautiful beaches.
- e. \_\_\_\_\_ and \_\_\_\_\_ have strong Carnival festival.

**Cabo Verde Currency – Escudos**

**PAPER MONEY**

			
One thousand	Two thousand	Two hundred	Five Hundred

## COINS



**Q: How much can you buy with 1000\$?**

- I can't buy much.
- I can buy many things.
- I can buy a t-shirt.



## Project

**Instructions: Country Poster**

Choose a country you wish to travel one day or a country you have been and present some details about it:

- Location
- Map
- Weather
- Culture habits
- Fun facts





## Cultural notes

### How much do you know?

Choose the best answer.

#### 1. Cabo verde has

- a. 10 islands
- b. 9 islands
- c. 10 islands but 9 islands are inhabited.

#### 2. Africa has countries.

- a. 67
- b. 54
- c. 82

#### 3. What is the largest country in Europe?


- a. Germany
- b. France
- c. Russia

#### 4. The most spoken language in the world is

- a. English
- b. Mandarin
- c. French

#### 5. We can find polar bears in

- a. Antarctica
- b. Arctic
- c. Alaska



**Self-assessment**

**Wh- Questions**

1. Fill the spaces with What Where When How. Match the sentences with picture.



- a. \_\_\_\_\_ are they going? They are going to school.
- b. \_\_\_\_\_ is Christmas? It's on 25<sup>th</sup> December.
- c. \_\_\_\_\_ are you? I'm sick.
- d. \_\_\_\_\_ are you going? I'm going to the cinema.
- e. \_\_\_\_\_ is he doing? He is writing.

2. How much is it? Write these prices.

50\$ -----	100\$ -----	250\$ -----
3000\$ -----	5000\$ -----	10.000\$ -----

**Country/Nationality/People/Language**

3. Complete the table.

Country	Nationality (people)	Language
Australia		English
Britain	British	
	Canadian	English or French
South Africa		
	Nigerian	







## *Cântico da Liberdade*

Canta, irmão  
Canta, meu irmão  
Que a liberdade é hino  
E o homem a certeza.

Com dignidade, enterra a semente  
No pó da ilha nua;  
No despenhadeiro da vida  
A esperança é do tamanho do mar  
Que nos abraça,  
Sentinela de mares e ventos  
Perseverante  
Entre estrelas e o Atlântico  
Entoa o cântico da liberdade.

Canta, irmão  
Canta, meu irmão  
Que a liberdade é hino  
E o homem a certeza!

MINISTÉRIO DA  
EDUCAÇÃO

GOVERNO DE  
**CABO  
VERDE**  
A TRABALHAR PARA TODOS.